

OVERUNITY GENERATOR

Canadian Patent Pending #3086124



Office de la propriété
intellectuelle du Canada

Un organisme
d'Industrie Canada

Canadian Intellectual
Property Office

An Agency of
Industry Canada

(ANTEKK#153)



[George Paul Molson](#)

<George.Molson@ANTEKK.net>

Skype:georgemolson

George Molson

[TikTok](#) ◦ [ANTEKK.space](#) ◦ [Instagram](#)



[Setsuna Kinexo <Set@ANTEKK.net>](mailto:Set@ANTEKK.net)
Overunity ScandalChick.me - ANTEKK's first Investor- Solo hay 1



[George Paul Molson](#)
Founder, [ANTEKK](#)

Patent Claim

The device is overunity (produces more energy than it consumes)

Abstract

The principle of conservation of energy has a domain of applicability which is derogated in the 2 capacitor problem / "paradox" when $\frac{1}{2}$ a charge goes missing. Following Occam's Razor, the most sensible explanation for the missing energy is... it's gone.

The device described in this document exploits the reciprocal of the 2 capacitor "paradox", $K=2$ with resilience, in 3 ways:

1. Using an Iron Core instead of an air core results in 2x amplification of field strength
2. Using Tesla #512-340 results in 2x amplification of the magnetic field strength as current is passed 2x in the same direction
3. Using a [Leedskalnin PMH](#) results in resilience (the ability for a magnet to be copied without diminishing the field strength of the source magnet), enabling magnetic coupling to be overcome without depleting the strength of the field. Resilience is a property of permanent magnets and a leedskalnin PMH with magnicity in orbit.

Note: AC must be used for "electrons" to copulate in PMH

The ANTEKK Cube - 3 dimensional analysis resulting in 8 options

Magnetism can be copied and is not finite. Neither is electricity when given privacy 2 copulate in a short-circuited PMH. Device takes hedged bet on uncertain outcome.

Ask the question: what is the mass of iron filings lifted that the following 8 permutations / combinations render using the same amount of electricity?

3 dimensions:

x- AC vs DC (remember Ohm's law only applies to DC in $V=IR$ form)

y- 2 pass (Tesla #512340 coil) vs straight (regular) coil

z- iron core solenoid vs air core

My experiment was done with 1" x 12" soft iron bar / plastic core to simulate air core and coil extending diameter to 3" with coil. Can't remember what gauge of wire used but was simple red copper magnet wire.


Also completed recreating [Leedskalnin PMH](#) (See Magnetic Current) and made note of fact that PMH when connected in short-circuit and terminals tapped with car battery with terminals creates resilient magnetism and device acts as capacitor.

The capacitance of device depends on dimensions and if using AC for TESLA #512340 to inject charge:

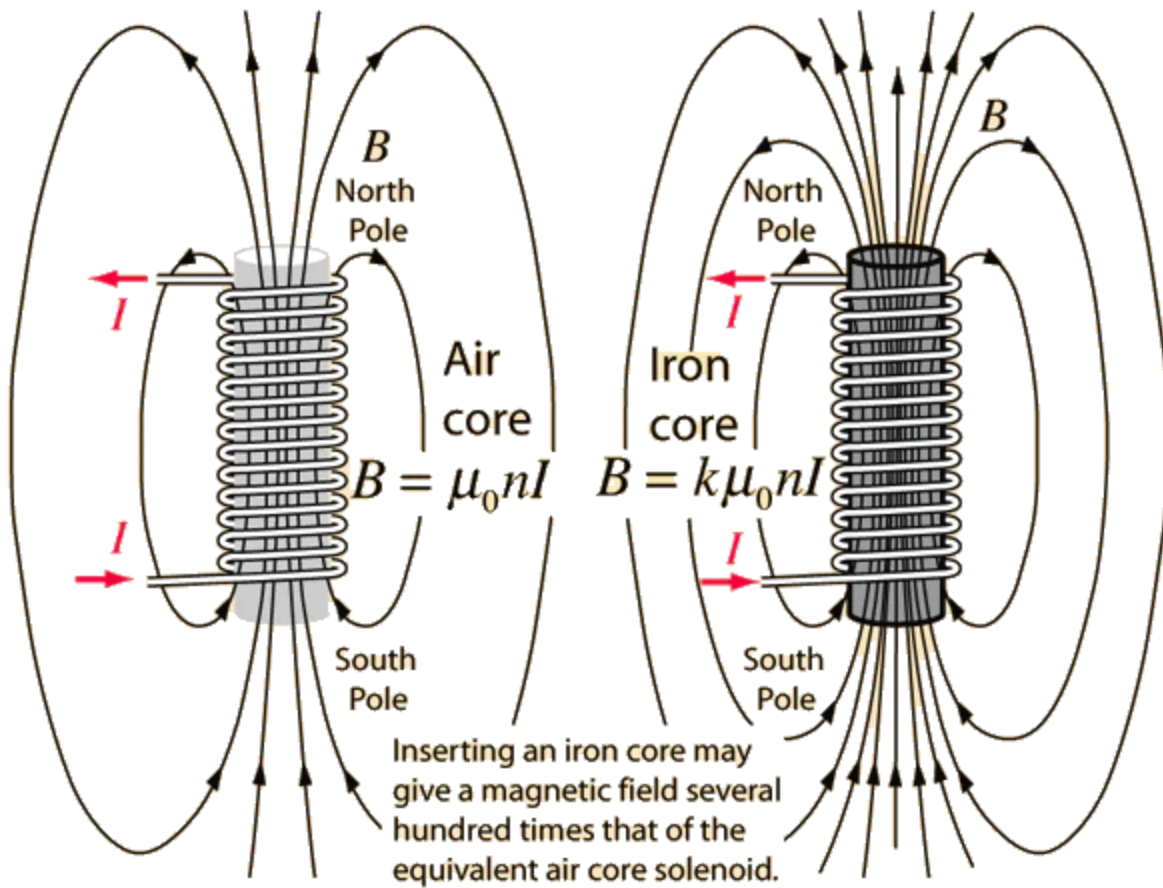
Max. Capacitance = cycles x frequency x amplitude

(up to saturation point)

Use oscilloscope and put DC through one side of PMH to get frequency of "natural" AC [dimension dependent]



[Leedskalin](#) PMH



K=2

Note: "several hundred times" should read "up to 2x @ Room Temperature"

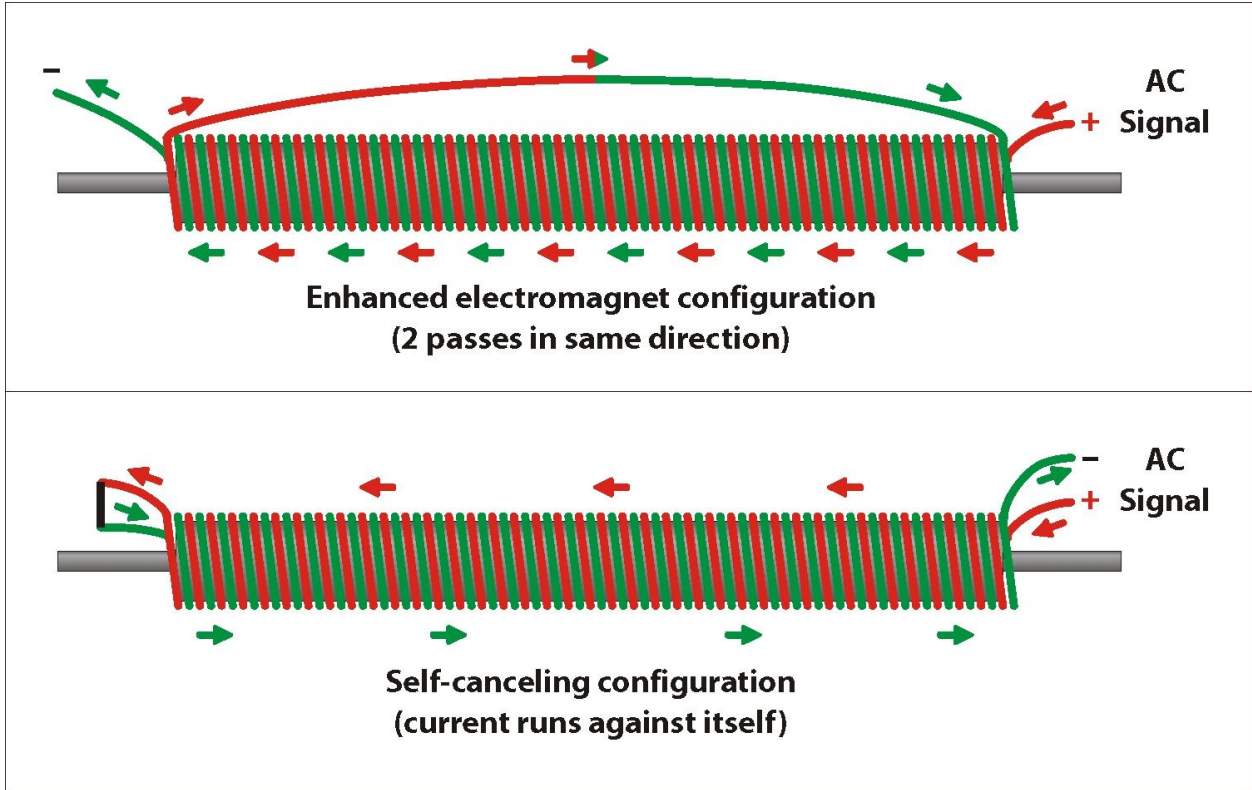
- Academic diagram is intended for advanced audience [Read more](#)

$$B = k\mu_0 nI \text{ where } \mu = k\mu_0$$

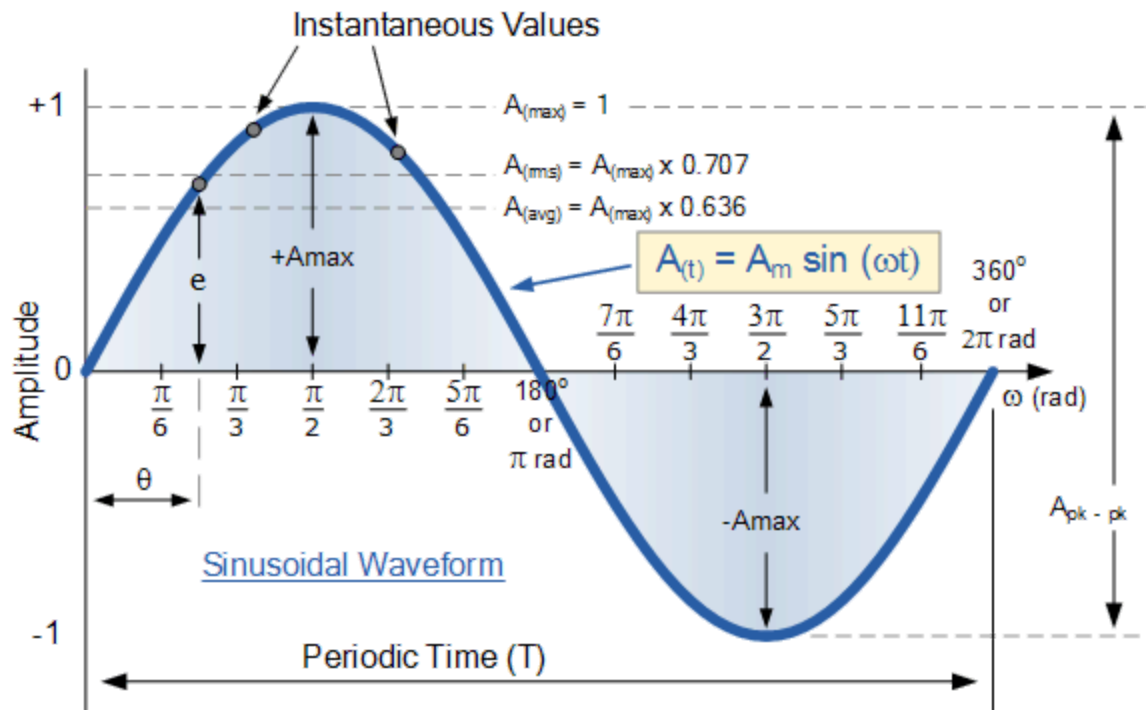
The magnetic field collected is stronger due to the *amplification in the metal bar* and this amplification is now exploitable due to the fact that it flips polarity and the magnetism created is permanent.

This is achieved by alternating the polarity of the magnetic bar and inner coil following a sinusoid where North-South and South-North are the upper limit and lower limit of the sinusoid and complete demagnetization of the bar the zero-point. At the top of the wave (max magnetization in either direction/polarity) the magnetism has to be depleted at a sinusoidal rate by impeding the rate of cancellation of the short circuit using a resistor and wiring the two coils so that they will dispose of the permanent magnetization at a rate following the sinusoid.

From the zero-point (when there is no magnetism), The PMH needs to be activated (intensity in magnetism), at a rate of increase that follows a sinusoid and cease adding energy once the magnetism of the bar reaches saturation. A microcontroller is needed for this and what it does is based on knowing how much energy needs to be added to increase permanent magnetization in the PMH by placing current on the circuit of the four terminals of the coils of the two ends of the PMH so that they reinforce one another:



Use a Tesla Bifilar coil as shown



Using AC enables much higher throughput of the device (the amount of energy that the device can handle as it is less harmful to the wires and the thin copper cable can conduct more power) and how many times the process is repeated as the magnetization of the iron bar occurs faster with the Tesla bifilar coil below, throughput being improved by the number of times the process can be repeated per second. K is still equal to 2x and is like the fuel efficiency with regards to inputted energy. The rate of the polarity flipping being repeated more rapidly is like the RPM's of a motor. The rate of energy generation depends upon the K value of the device x the number of times the process can be completed / second.

The energy is collected in two single filar collection coils which encloses the inner (seeding coil / male coil), and the metal bar (amplification bar / male component). A Tesla Bifilar coil is used on both inner coils (seeding coil [male] and straight coils are used on receptive (outer collection) coils [female]) so that the speed of the coils firing can be maximized to increase generator output [read patent image below]. Ideal dimension (they can be varied) is 1" bar, inner [seeding] coil of outer diameter of 3", and collection coil of 5" diameter on outside.

Tesla [expired] patent #512,340

In his patent #512,340, Nikola Tesla explains that a **standard coil** of 1000 turns with a potential of 100 volts across it will have a difference of **0.1 volt** between turns. A similar **BIFILAR coil** will have a potential of **50 volts** between turns. In that the stored energy is a function of the square of the voltages the energy in the BIFILAR will be ...

50 squared / .1 squared = 2500 / .01 = 250,000 times greater than the standard coil

100V
across 1000 turns

Standard Solenoid
0.1V 0.1V 0.1V 0.1V

The greater charge difference between turns utilizes the **C** component of the Coil and represents a higher energy storage within the Coil itself.

TESLA'S BIFILAR
50V 50V 50V 50V

The **C** component also nulls the **Self-Inductance** of the Coil, the Coil's natural resistance to change in current flow, leaving the **R** of the copper as the dominant factor.

Advantages of the BIFILAR in this design:

1. The Coil responds Faster to the firing pulse
2. Increased Magnetic Field Strength produced
3. Increased BackEMF produced in field collapse
4. Increased Generator output

TESLA'S BIFILAR COIL DESIGN

		NEOGEN DYNAMO	
		TITLE	
		BIFILAR COILS	
DESIGNED BY	DRAWN BY	DATE	SHEET NO.
D. ZIM	REX HEBERT	8-1-64	1 OF 1
CHECKED BY	APPROVED BY	SHEET 1 OF 1	
DATE	REVISION	COPYRIGHT © 2005 REX HEBERT ... ALL RIGHTS RESERVED	

This coil design is to be used for both inner [seeding] coils for advantages listed above.

DEA- Dj Experimetically Anomalous

Mus1c@l ART

[#Anunnaki](#) [#Baraggal](#) [#Sananda](#)

Please manifest an overunity phenomenon which directly Violates the [Principle of Conservation of Energy](#) so that the [wars may end, The hungry may be fed, and to demonstrate to the public the importance of Anomalies Research](#)

Free Energy is entirely mechanistic and evidence of intelligent design as the laws of physics support the creation of Energy in just the right place. The critical insight that makes it work is that the magnetic field in the device when an iron bar is in the center is 2x as strong as the field created by the inner electromagnet ($K=2$). This is because the iron bar also becomes a magnet approximately doubling the size of the field; this magnetic amplification is overunity. The next challenge we face is that a stationary magnet cannot induce a magnetic current, but rather needs to be in motion or reversed in direction (by flipping its polarity) which is accomplished by sending electricity through the inner coil and causes the bar to be magnetized and remagnetized with the opposite polarity ideally with AC (for higher throughput) and with the amount of permanent magnetization of the iron bar following a sinusoid. The outer coil collects the amplified magnetic field which is flipping polarities rapidly.

One final insight is needed: we need to convert electromagnetism into permanent magnetization. This is accomplished with a Leedskalinin PMH by connecting the two coils on the ends of the PMH opposing one another in terms of their magnetic polarity and connect them in a short circuit and tap the two ends of the wires of opposing polarity to permanently magnetize the iron, [see video](#). The two coils must reinforce one another magnetically for this to happen. K is still = to 2 so the amount of total energy (measured in action potential of the iron bar) to have an effect on the coil is doubled every time the magnetization of the iron bar flips polarity. Electricity is generated when an injected pulse of the correct amount (equal

to the capacitance of the PMH) flips the polarity of the iron core using half as much energy to create the permanent magnetization as the new magnet can potentially deliver [it's action potential / cycle]; (K [relative amplification] =2).

Action Potential [Generative Force Yield] = (K-1)

Residual Harvest = Action Potential x cycles

This process can be repeated as quickly as the permanent magnet can be created (converted to permanent magnetism), reversed, and reinforced by the two coils connected to each other in a short circuit when assembled in its helical configuration. Using the tesla coil on the ends of the PMH increases the throughput (the number of times the process can be repeated per interval) and yet the amplification in the iron bar (k=2) is what creates the overunity amplification of permanent magnetization in the iron bar. The PMH acts to create "electron" copulation, and make resilient the magnetic field in orbit.




ENTRANCE

For Your Safety
Please.

- Do not climb on walls
- Children must remain with parents at all times
- Watch your children at all times
- Walk only on paths
- Uneven ground, which always proceed with caution
- Do not step on carved objects
- Coral Rock is very fragile and can break

Thank You

YOU WILL BE
SEEING UNUSUAL
ACCOMPLISHMENTS



In Memory of Edward Leedskalnin
Magnetic current

The critical insight is that magnification of a magnetic field by a metal bar being subjected to an induced magnetic field that is flipping in polarity results in amplification of current ($K=2$). Collectively these processes result in the generation of energy.

If a developer comes about that is willing to give 72% of the proceeds to those who need it most (62% for World Vision & 10% locally) please put them in touch with me or if I have passed please circulate this document so everyone will know how it works and have the government nationalize it in accordance with their interpretation of my will and may adapt it if sound cause arises. It surely will.

The government is eligible to become this contractor and would be qualified to do so if it meets the above terms and is willing to support the [Basic Income Guarantee](#). I regard that Canada is in good stead under the leadership of Justin Trudeau and would like to start the process of nationalization as soon as the device is demonstrated or even concurrently. The process of nationalization should happen ASAP but should be based on a constitution and should involve consulting with the right parties as I do not know all the details and other people should weigh in. The government has supported me and without its support I would not be here. I would like to be able to repay my debts and reward the people who have helped me. It is also possible that I may be more useful to the planet if I had enough to develop my ideas and fulfill a vision I have and I am committed to.

I regard that once ANTEKK is developed it should be nationalized and yet kept arms-length by a contract that will determine the constitution of ANTEKK which the government of Canada may execute. Other nations may work with Canada to also create nationalized solutions for their nations if they are willing to spend the proceeds on their people in the form of a basic income or worthy social programs (I believe a 14% overhead is achievable once we are of sufficient size). [the details of this paragraph may need to be refined]. You already have my moral authority that once the patent expires to continue taxing Free Energy so that it funds a basic income guarantee or worthy social programs as is needed. I seek for Free Energy to come under the direction of someone or an organization of sound merit.

We currently are underfunded to re-develop the idea after [our first prototype was dismantled by the Police](#). In the event of my passing please develop and share this idea to help the world as much as possible.

Yours Very Truly,

-George Molson

See also:

Iron Core Solenoid - K value > 1 indicates overunity potential

“What science has described as ‘Relative permeability’ is Relative Amplification. This is a logical fallacy” - George Molson

<http://hyperphysics.phy-astr.gsu.edu/hbase/magnetic/elemag.html#c5>



Magnetic Current by [Edward Leedskalnin](#)

<http://magneticuniverse.com/discussion/98/ed-leedskalnin-magnetic-current-illustrated-pdf-version>

[Nikola Tesla](#) - [inventions](#)

Basic Income Guarantee

<https://www.ontario.ca/page/ontario-basic-income-pilot>

Please stay positive to help the Phenomenon [Stay High](#)



Free Energy featuring Aisha by Elevate Foundation

Donations can be made to:

IllumineAssociation.me

The significance of the work of Tesla

Using Tesla Expired Patent #512-340 (nail on bottom) [*does* double the strength of the magnetic field](#) of the nail and coil when combined. Additionally, A Leedskalnin PMH when employed properly creates resilience, giving $K=2$ its power to overcome. An iron core solenoid has twice as much strength in gauss vs. an air core, however it is not enough for K to = 2, **it must be backed by resilient force through reinforcement as provided by a PMH.**

Please try placing the below circuit on an iron u-bar with the two magnets reinforcing each other to see how strong the field of the metal U bar becomes, and witness the difference in energy consumption for field strength in gauss. The Energy will not become resilient until it has copulated, with the maximum electrical yield being 2x / cycle [$K=2$]. Copulation produces real growth of a solid asset [electricity].



A solid state Free Energy Generator collect resilient magnetic field in motion using 2 bifilar coils

153:8

The Generative Process

("Source of New Energy")



As Notarised by Bebe Rexha March 5, 2020 @ 19:47



K=2

Speech for Canada
[CC:Senators of Canada](#)

March 9, 2020 I was denied option to speak [on item 8c 2020, community investment and project grants](#)

Here's what I wanted to say:

Hi, my name is [George Molson](#) and I'm [Earth's inventor of Free Energy & Antigravity](#) and I'd like to describe the Generative Process for a New Source of Energy, [K=2](#). Accessing the generative force of the universe was predicted and almost made available to us by [Tesla](#). K=2 with resilience is the result of a 5th dimensional overunity process that is entirely mechanistic;

The laws that support this opportunity have been the same since the days of [Leedskalnin](#), will be the same thereafter & are reflective of the automated generative force of the universe.

It is lawful to harness, and should be as it is a machine and so no subjugation of labour is required save that of it's assembly and distribution which can also be highly automated.

A tekknology like this one mandates liberation from factory labour and so Geoism must be engaged in so labour is not unduly made redundant without proper compensation in the form of access to our natural inheritance (equity in and of all that which is naturally scarce).

Additionally, we advise that an externalities market be developed, procured, and utilized so that the dramatic addition of new energy and acceleration of commercial processes is of sound ideation and deliverance. We also desire to conserve seeds of diverse kinds that have been untouched by Genetic Modification to preserve the genetic heritage of the living library we are a part of.

It's an exciting time to be alive, and we hope the new-found prosperity it brings will be shared equitably and enhance the lives of all sentient beings who are to be partakers in this gift from above, bestowed on us by the Lyrans and other Galactic Neighbours out of unearned grace and compassion for the challenges of our developmental stage and the incumbent but temporary adversity associated with it.

We hope and pray for your Luminosity and evangelism regarding these critical new advancements and hope to raise the vibration and spiritual health of the planet so that our collective safety and well-being will continue to prosper and both ask and plainly petition for the retraction and dismantlement of hostilities that have been with the planet intergenerationally and now have the potential for relinquishment.

Thank you for your time and *let's get this job done.* ;-)

Thank You,

-George

**PLANETARY ACTIVATION
ORGANIZATION**

**You have unlimited energy,
because you are one with
God's unlimited energy.**



Petition for Free Energy Patent (ANTEKK#153)

Dear Canadian Intellectual Patent Office,


My name is [George Paul Molson](#), and I am Canada's inventor of Free Energy (Overunity) Generation. Prerequisite works to explain how this device works include Nikola Tesla (expired patent#512340 bifilar coil), Edward Leedskalnin (Leedskalnin PMH & prerequisite corrections on modelling of magnetic current), and Richard Feynman (2 slit experiment).

The device derogates the principle of conservation of Energy performing the opposite function of the two-capacitor problem, $K=2$. What is being exploited here is the wave-particle duality of "electrons" and depends on privacy. Please contact us with any questions you may have concerning our operations & work.

Thanks,

-George

George Paul Molson
Founder, [ANTEKK.net](#)





[George Paul Molson](#)
Founder, [ANTEKK](#)

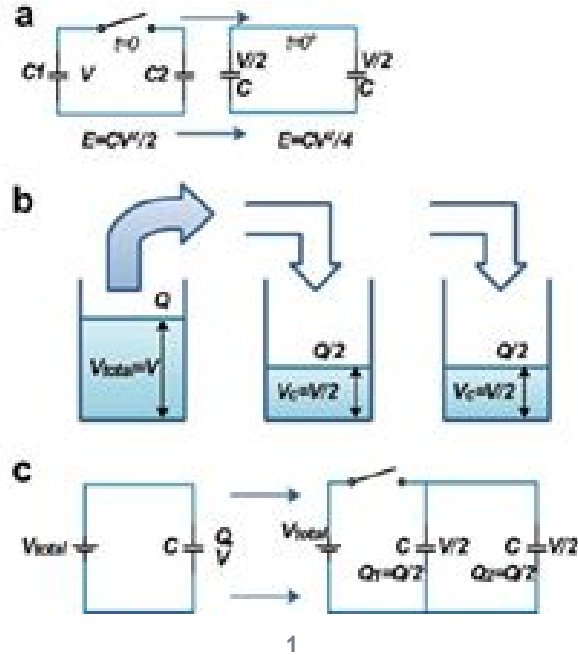
Read about

An Introduction to *The Generative Process*

Energy Destruction Intro

George Molson [2 capacitor "paradox"](#)... Energy is "missing"... *Occam's Razor* says "it's gone"... Problem is not that there is no evidence of violation of the principle of conservation of energy, it's our interpretation that is confounded by some theology of science:

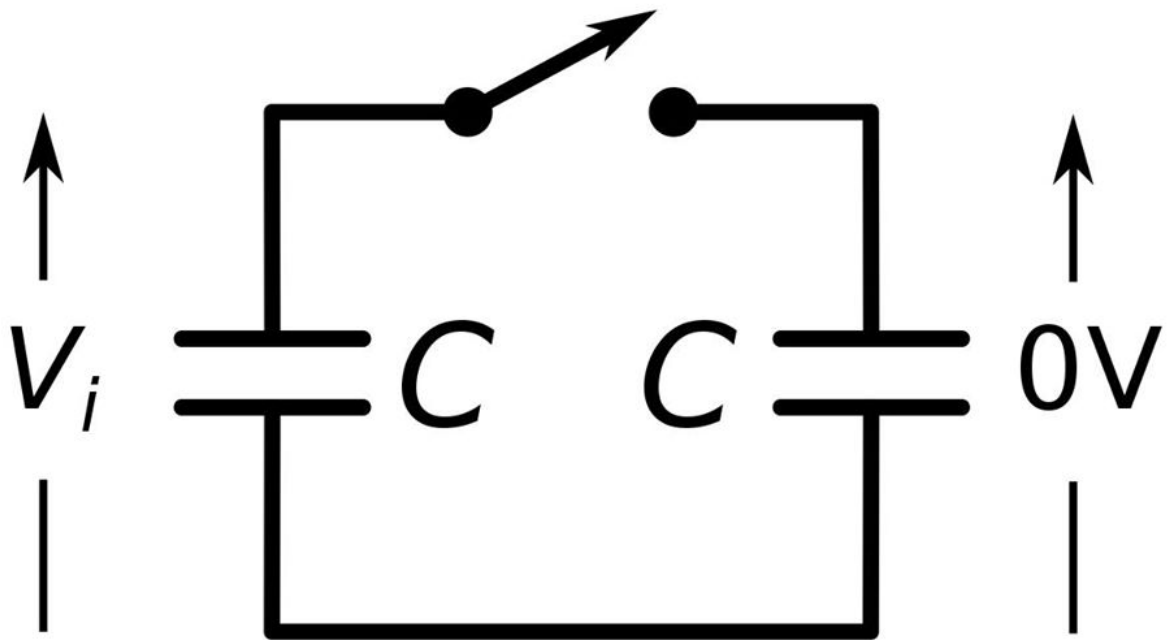
https://en.wikipedia.org/wiki/Occam%27s_razor 😊

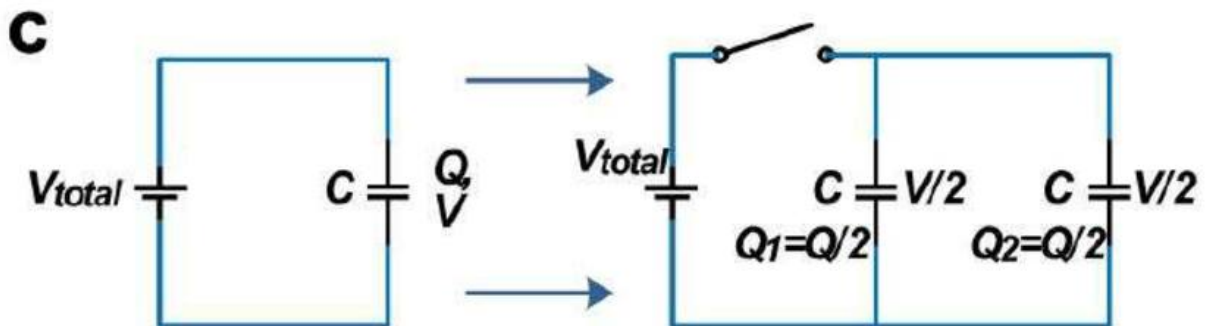
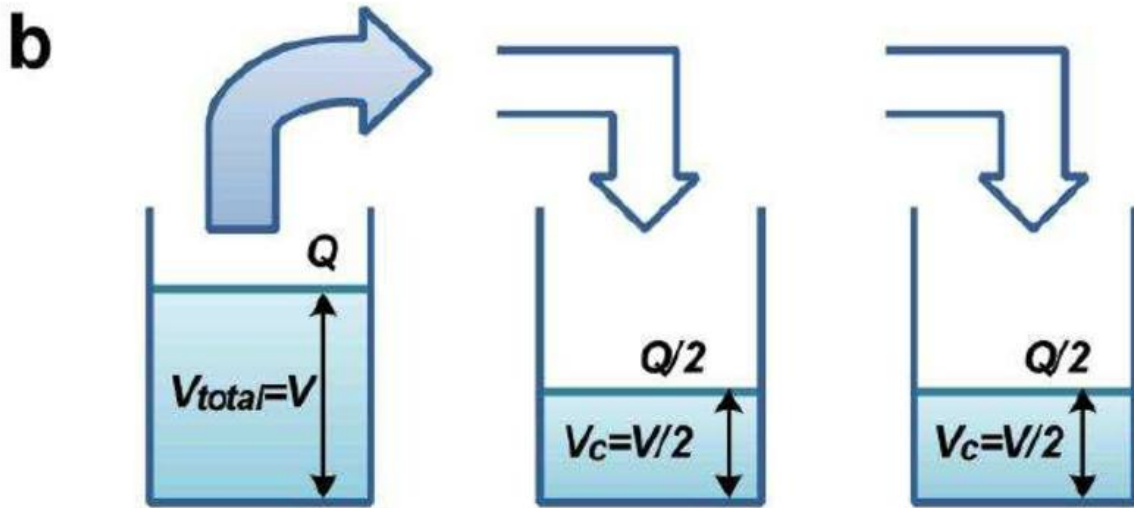
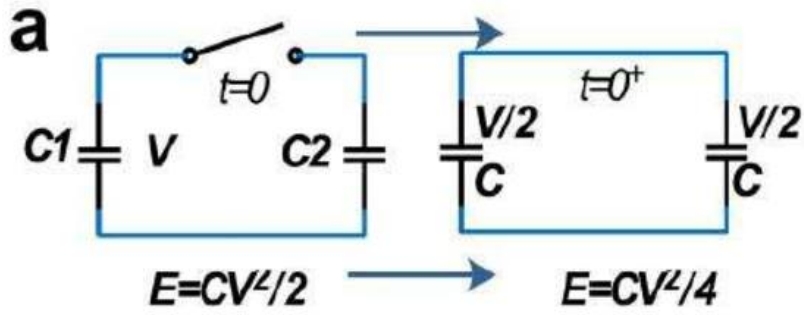


Energy Destruction occurs in the two capacitor “Paradox” ($1/2$ a charge goes “missing”... simply: It’s GONE). Our perception of the lab-work needs to be recontextualized as it is a derogation on the Principle of Conservation of Energy - It’s our interpretation that is in error, not the labwork (With regard to it’s reciprocal $K=2$, what Academia has labeled “Relative Permeability” is actually “Relative Amplification”). Relative Permeability is the % that a metal bar in an iron core solenoid can be saturated and has a maximal value of 100% ($K=1$). A K value > 1 is indicative of Overunity [Action Potential](#).

$$\text{Action Potential [Generative Force Yield]} = (K-1)$$

$K=2$ is the reciprocal of this and is symmetrical ($1/2$ a charge goes “missing” in the 2 capacitor “paradox”...The resolution is *it’s gone*, the opposite is $K=2$; $K \Rightarrow$ Relative Amplification is equal to approximately 2)





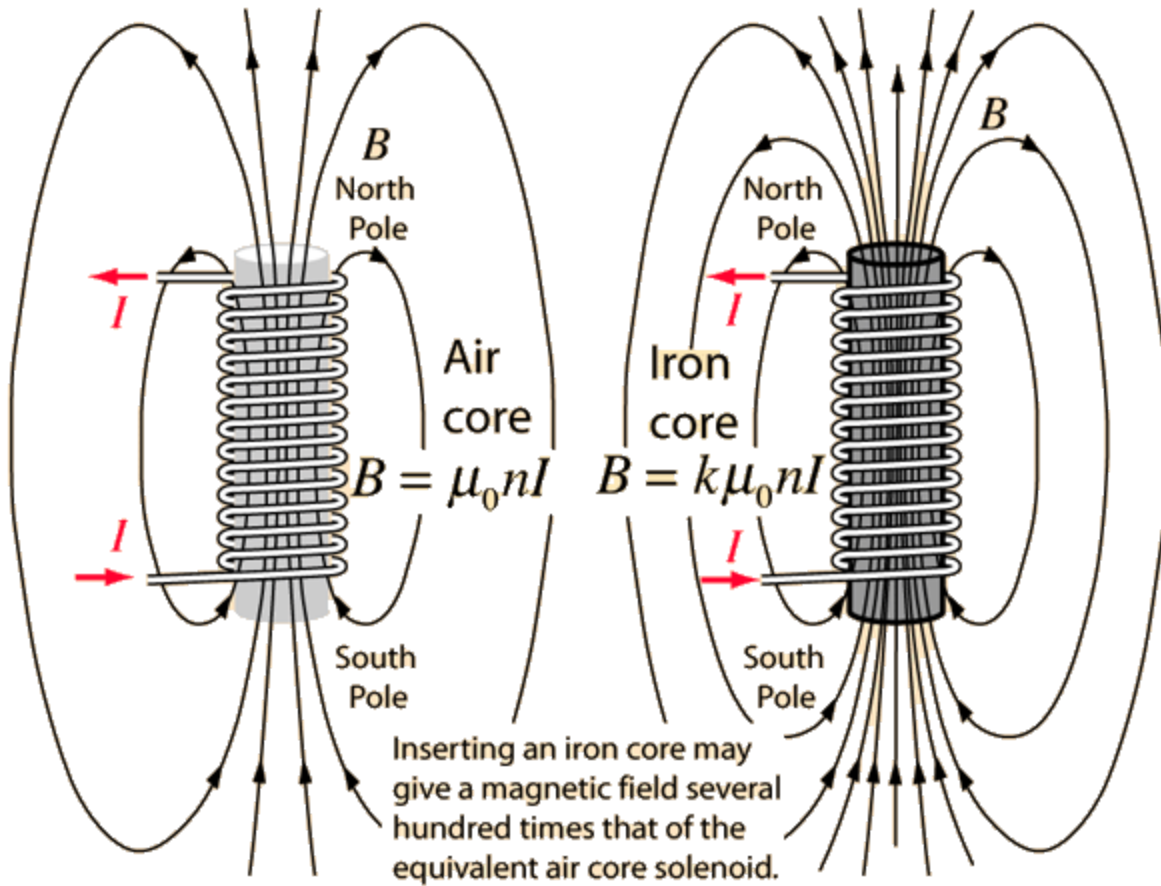
See Also:

How to make a Tesla AC energy circuit (It's a Crystal radio tuned to 60Hz)

It's Encrypted by **Disbelief**, Protected by **Confoundment**

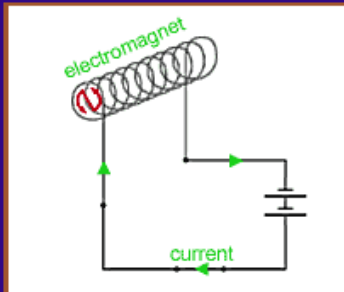


Overlooked by a theology of science; Cognitive Dissonance results in Academic Idolatry resulting a chapter of Deuteronomy



[George Molson](#) Error in description above ->"several hundred times that of... air core solenoid" should read "potential maximum of 2x that of... air core solenoid @ Room Temperature" (K=2 and is the reciprocal of $\frac{1}{2}$ a charge missing in the 2 capacitor problem [they're symmetrical]). [This document](#) has it stated moreso correctly:

<http://resources.schoolscience.co.uk/CDA/11-14/physics/copch33pg3.html>



Picture 8. We can make the electromagnet stronger by increasing the current, the number of turns or by putting in a soft iron core.

We can make electromagnets stronger in a number of ways. Here are some of them:

- increase the current flowing
- use more turns of copper wire
- put in a soft iron core.

Let's look at each of these.

Bigger current

A bigger current will make a stronger magnet. However, there is a limit to how much current can flow in the wires before it gets too hot. Also, a bigger current means that more energy is wasted (as heat) in the coil and in the connecting wires. So it is often best to try to increase the strength by adding more turns rather than increasing the current.

More turns

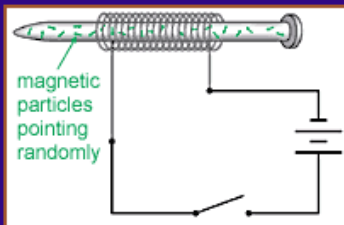
Imagine you have an electromagnet made from a single turn of wire. You then add another turn. It's like putting another electromagnet next to the first one. So the strength of the magnet increases. The more turns, the stronger the magnet will become.

Iron core

Iron is a magnetic material. There are magnetic particles inside the iron. In soft iron, these particles will line up with an external magnetic field. In this way, the soft iron core behaves like a magnet itself. Once the external field is taken away, the core will return to normal.

Imagine we put a piece of soft iron in the middle of a coil of copper wire. When we switch on the current, the coil becomes an electromagnet. But also, the soft iron core becomes a magnet. It will add to the strength of the electromagnet.

The effect of the soft iron core is much more than doubling the current or the number of turns.




Picture 9. The magnetic particles in a soft iron nail will line up with the magnetic field when the current is switched on.

Note From ANTEKK: "Much More" should read "up to 2x more at room temperature"...

Like you should, we actually did the experiment



How the Quantum Resiliency Process Works (electron copulation)



When putting electricity into the PMH: The electrons act as waves as they go both ways when energy is added to the PMH when connected in a short circuit. This is because they are *given a choice* as to which magnet they will go through:

- And thinking of energy as electrons:
- It goes through the left side
 - It goes through the right side
 - It goes through both sides and multiplies itself

Would we not then have 4 electron's from this process?

No because:

Quantum Double Slit Experiment

- There's a 50% chance (it goes through the left side and comes back again OR It goes through the right side and comes back again) and
- There's a 50% chance it goes through both sides and comes back again ***interfering with itself, and doing the opposite of cancelling: multiplying***

This results in a 2x multiplication overall of how many “electrons” there are. We may never know how the universe does this as *the act of taking an observation collapses the wave-function and the generative process collapses*. This process reaches saturation when there are as many “electrons” as the wire can carry / uphold magnetically ensuring safety and limiting energy creation per cycle giving us peace of mind that ***the process has already been tried and is completely safe***. I am of the faith that the laws of physics are designed correctly to uphold the process of energy generation and the fact that we can lawfully tap into the automated generative force of the cosmos is indicative of intelligent design.

PMH's have successfully been left in motion for two years on end with no measurable reduction in loss of magnicity or field strength, also see this and the magnicity, as defined by Leedskalnin, remains in orbit (the electrons are *at rest* in the sense that they *incur no resistance* and the *electrons are in motion in the sense that they continue producing magnetic correct*). A final fact reveals this to be the case: the magnicity in the PMH creates the same double helix diffraction pattern as electricity travelling through a standard wire [see Leedskalnin.com]

Essentially we are taking a hedged bet on an uncertain outcome resulting in 2x multiplication of energy. Once this process is complete we have 2x as many “electrons” made possible by respecting the privacy of how they do this.

∴

K=2

(with resilience)

See [Dr. Quantum video](#)

Useful Free Energy Terms

Potential Virility \propto magnetic capacitance of Leedskalnin PMH
[how much of an electrical charge can it store]

The degree to which it can create energy (energetic creative capacity aka Residual Harvest) = AP (Action Potential x cycles/second)

Generative Force Yield (Action Potential) = (K-1)

Energy added to the short-circuit PMH inherits the strength to overcome (maximum amount of field strength is defined by capacitance of PMH and is delivered by a Quantum process of Overunity amplification of magnicity in orbit of a properly reinforced PMH)

Potential Leverage = to endow magnetic polarity with resilience

Virility is revealed by attraction and measured in retention
(How much iron filling the PMH can lift and hold)

Virility is produced by the overunity amplification of seed electric charge into resilient magnetism

The Leedskalnin PMH has the potential to *endow with resilience* when connected in a short-circuit as the solenoids on each side of it provide *mutual support*, reinforcing one another (they support each other because the magnetic coils are of opposite polarities [they are configured to reinforce each other]) and they are also reinforced through the coils.

Energy added to the PMH “short”-circuit manifests the power to overcome (what is primary is how much energy is stored in the PMH as it (creates / results in) resilience)

Virility is the product of endowment of magnetic resilience that can change directions, ideally following a sinusoid

Copulative Capacity

(potential for the fundamental quantised energy to copy themselves)

Copulative Capacity requires privacy and enables the "magnetic light" aka "magnicity" ["electrons" acting as waves] to multiply when configured properly

Also note: The fundamental unit we know as an “electron”, when travelling through a wire capable of being magnetised is an anisotropic [made of two elements, opposite of isotropic] magnetic dipole

Mortgageable Magnetic Capacitance

Potential for the field from a magnetised iron bar to be liquidised into electricity or vice versa

[the amount of energy remains the same and is not overunity]

This is similar to a home equity loan- The magnetism in the activated [magnetised] metal bar can be translated into “liquidity” but is *dependent* on the persistence of the strength of the magnetic field

Energy is not actually created but instead shared between the magnetism in the iron bar and the coil it is coupled with as there is a finite amount of energy in the system unless electron copulation occurs

Unless the energy created is Resilient through Mutual Support of the two electro-magnets in a Leedskalnin PMH in orbit, the magnetic field lacks reinforcement and thereby strength with backing

There are two known Action Potentials: Locomotive & Electrical (2 potential actions: one for physical action / motor, one for solid state Free Energy)


Triumph = power to overcome resistance through mutual support
(The coils on each side of the PMH reinforce each other magnetically - resulting in hedged *resilience*)

Action Potential [Generative Force Yield] = (K-1)

Residual Harvest = Action Potential x cycles

OVERUNITY APPENDIX

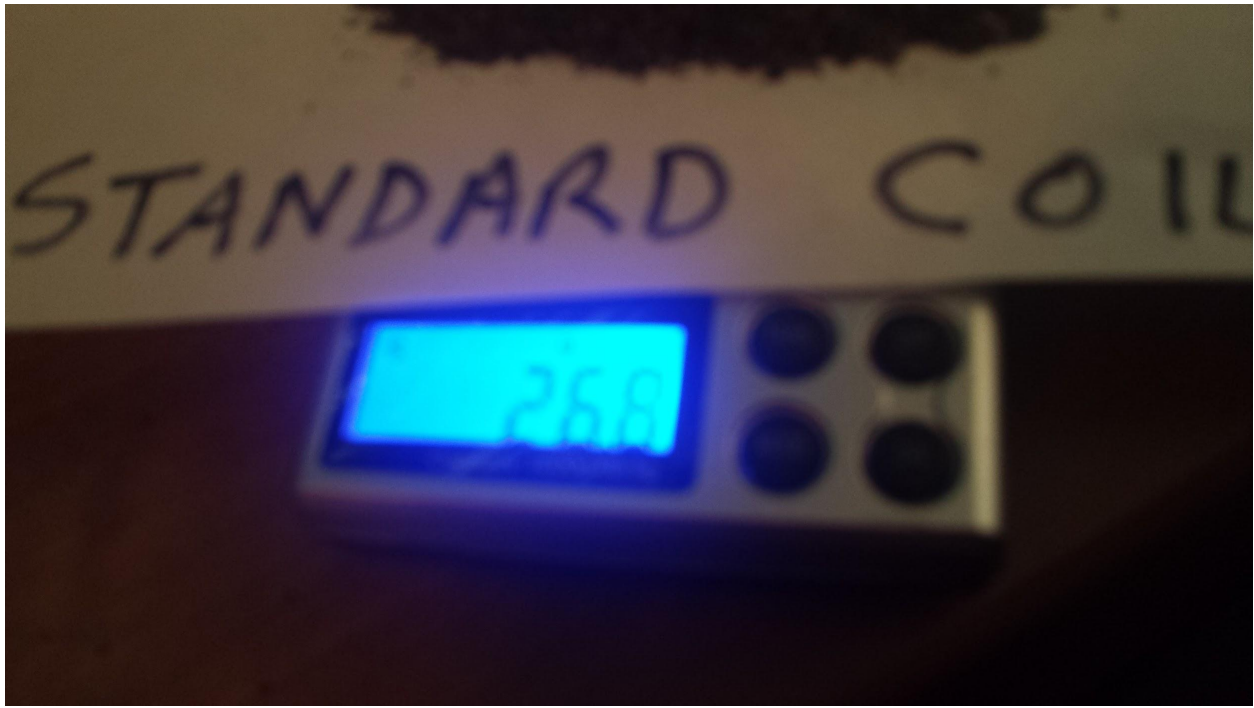
Evidence of $K=2$ in TESLA#512340 bifilar coil vs. regular Iron Core Solenoid ("straight" coil)




Tesla #512340 bifilar coil in tape



Fixed Output Power Supply
(to negate argument that coil is drawing more power from battery to lift heavier load)






Tesla Bifilar coil lifts 52.9g (25 loads) using same fixed output power supply as lifted 26.8g using "straight" coil (regular iron core solenoid) of same dimensions

Summary Report

52.9g lifted (25 loads) using Tesla #512340 bifilar
26.8g lifted (25 loads) using standard single filar coil
(both coils same size & gauge of wire, fixed output power supply used)
52.9 g / 26.8g = 1.97...



(**K** \approx 2) 1.5% divergence



Thank You Sananda



Eternal Thanks to Joaquin Josué Castro Rodríguez son of God Jesus whose prayers saved me from fear of death...

Thank You to this man who offered me assurance over  that even if they kill  me 4 **Free Energy** I will still live ∞
Forever

The Missing Piece - FREE ENERGY

<george.molson@antekk.net>
Overview - as FB Notarised By

Bebe Rexha

This document describes the tradeoffs and implications of “The Missing Piece” (the information that is at the crux of our Free Energy Patent and without which *the device cannot function*).

Prerequisite Criteria: Do not make an observation that will cause the “electrons” to act as particles as the device’s ability to perform electron copulation will be inhibited. This is due to the fact that we are employing a quantum phenomenon that is dependent on electricity behaving as waves not particles and the observer is the projector in this context; our observation will cause the magniticity to behave like classical finite electrons. “Electrons” behaving like waves can be both cancelled or the opposite and do so in the 2 slit experiment which the short-circuited **PMH** approximates. The two capacitor “problem” does the opposite.

How to actually generate electricity using the device: Cause the device’s resilient magnetic field to be in (ideally) sinusoidal fluctuation that will be harnessed using the outer (straight/regular) coil which will act as a yoke on the resilient magnetic field in motion. This is accomplished by injecting an AC charge into the short-circuited PMH that matches the natural harmonic of the PMH when acting as a DC->AC transformer (Frequency must match for injected pulse to work) at a rate that will cause the resilient magnetic field *to follow a sinusoid whose peak is the maximum saturation point on the max magnetic potential of the PMH for either polarity*.

After this point we must engage in the ED (Energy Destruction) phase where we will employ the 2-capacitor problem to gradually & iteratively destroy the magnetism established in approximation of a sinusoid. To do this we will perform an asymmetric version of the 2-capacitor problem (The PMH acting as a capacitor being much larger than the [electronic component] smaller capacitor we will use to iteratively destroy the magnetism in the PMH) so that the magnetic field in the metal U-bar fluctuates N-S -> S-N and back following a sinusoid. The 0-point occurs when there is no magnetism in the U-bar and the ED phase using the asymmetric 2-capacitor problem begins at peak magnetic saturation and continues down the sinusoid to the 0-point.

Repeating the two phases of 1) Increasing resilient field strength in the **PMH** and 2) gradually collapsing the resilient field strength in sinusoidal repetition creates an AC magnetic current upon establishment of a frequency due to repetition of this process.

The natural harmonic of the PMH is dimension / gauge of wire dependent and can be ascertained by putting DC current into one side of the PMH and observing the frequency & amplitude of the outgoing AC current.

See also:

ANTIGRAVITY HYPOTHESIS #222

<georgemolson@gmail.com>
GEORGE PAUL MOLSON

“Seek first the Kingdom of Heaven and live righteously and all things shall be added”

